

ARMERA[®]

Installation Instructions

Holloway

HW.643.380, HW.643.500 & HW.645.600



Please Note


Please follow all instructions carefully. Failure to do so could invalidate your guarantee. Please ensure that when fitted, the product is easily accessed for service and maintenance requirements. ARMERA cannot be held liable for costs associated with accessing the product after it is fitted.

Before starting installation

Whilst these products are made to a high standard, please take every care when handling them to avoid surface damage.

Please remove all packaging and make sure no components are missing. The following components should be present:

ITEM	DESCRIPTION
1	Furniture unit
2	Washers x 2
3	Rawl plugs x 2
4	Wall fixing screws (x2)

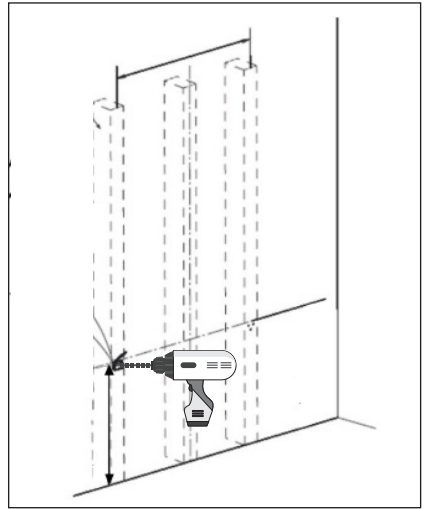
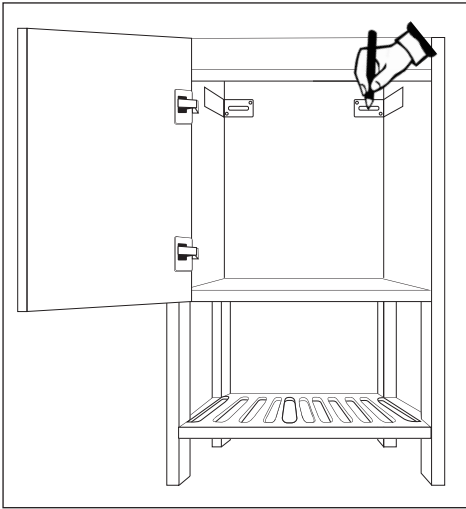


Installation

Before drilling any holes, please make sure you are aware of the location of electric wires and other pipes that may sit in or behind the wall.

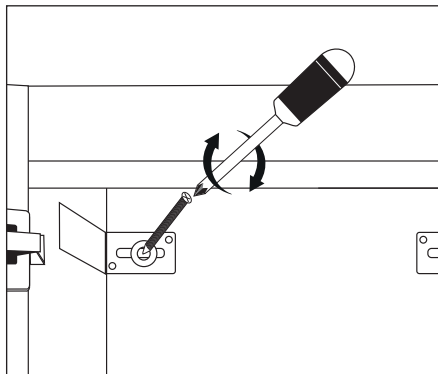
It is recommended to install to a solid wall, but if fitting to a stud wall, the fixings must be secured into a stud, not only into the plasterboard.

1. Offer the unit up to the wall and mark the holes where the unit will be fixed to the wall.
2. Drill holes in the screw positions and if fixing to solid wall insert rawl plugs. If fixing into stud wall please use appropriate fixings directly into the studs)

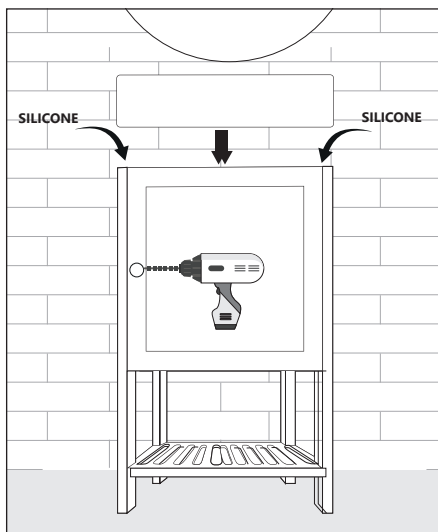


NOTE: On 380mm and 500mm units, door can be fixed to be left or right hand opening

3. Fix the unit to the wall using the washers and wall fixing screws



4. Choose the position in which you want to attach the handle and drill a hole through the front of the door to suit the handle fixing type. The handle can then be attached to the door. (please note handles are supplied separately)



5. The basin can then be fitted to the unit by applying a bead of silicone between the unit and the basin to provide a seal. A bead of silicone should also be applied to the top back edge of the basin where it meets the wall.

Contact Us

Should you need any assistance, please e-mail us at info@armera.co.uk or call 01225 251 204

Guarantee

This ARMERA product is guaranteed against manufacturing defects. The cover period is from date of supply to the Armera customer and will last for 2 years for parts and labour. The parts guarantee can be extended to 10 years by registering your guarantee. To register your guarantee and review all guarantee conditions, please go to www.armera.co.uk